

COMPOSITION AS A NECESSITY



Module II



Course

Photo-video
concept



Topic 1

Photography




Lesson 4

Activity


- **Short Description:** Analyze the concepts of photographic composition and apply them in the production and post-production of the photographs taken of the heritage element. The students will be able to identify and improve the order of the elements to guarantee the correct transmission of the information.
- **Methodology:** Research-based learning.
- **Duration:** 2 hours
- **Difficulty (high - medium - low):** Medium
- **Individual / Team:** Footage individual, but discussion in group
- **Classroom / House:** Footage in the street, but discussion in the classroom
- **What do we need to do this activity?**
 - **Hardware:** Photo Camera, Laptop
 - **Software:** None
 - **Other resources:** Paper and pen

Description

- **Text description:** Image composition is a fundamental part of photography. For this reason, it is necessary to apply the concepts analyzed to the photographs taken, to evaluate how the message improves as the elements are well ordered.



- **Illustration:**



Credits: Commons Wikimedia.

https://commons.wikimedia.org/wiki/File:Rule_of_thirds_applied_on_M%C3%A4dchen_am_Strand.jpg

Instructions

1. Choose three images that that you have previously obtained.
2. Analyze the elements of the photo.
3. Applying the rules of composition: rule of thirds and selective focus.

Expected outcomes


- Identify in the photograph the information we want to tell.
- Learn to correctly compose elements in photographs.

This activity can be used in other (module, course, topic, lesson):

- **Module II, Course Video, Topic Camera Flow, Lesson 2**

DIGICOMP (Competences developed): *Developing digital content.*

ENTRECOMP (Competences developed): *Learning through experience.*



Example:

Watch pill T1.L4.Pill1

