


Module II. Technical

Photo-video concept course

Topic 1. Photography

Activity T1.L2.2. Portray the heritage




Co-funded by the
Erasmus+ Programme
of the European Union



Workshop

Photography



How does a camera work?






WHY DOES THE PHOTO
HAVE COLD COLORS?




THE WB IS A CAMERA CONTROL THAT
SERVES TO BALANCE THE LEVELS OF THE
BASIC COLORS RED, GREEN AND BLUE

Apply photographic
technique to
multimedia content





IT IS VERY IMPORTANT TO
• CHOOSE THE REAL WB WHEN
TAKING THE PHOTO


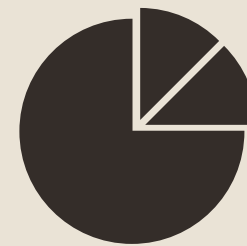

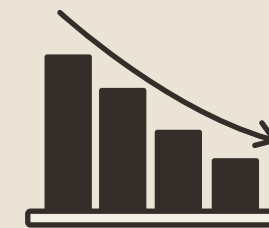


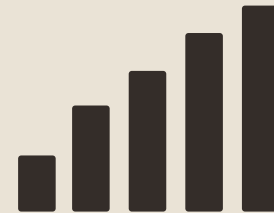


Activity

Portray the Heritage:

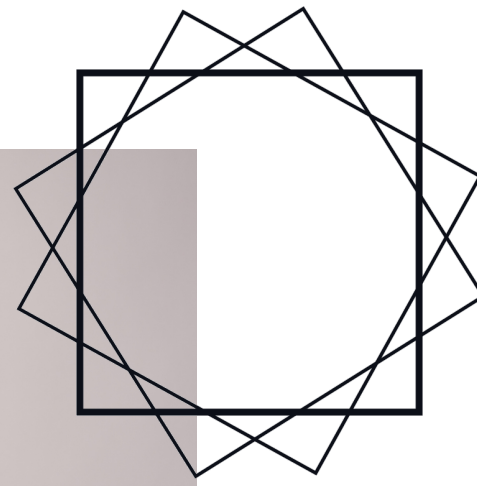
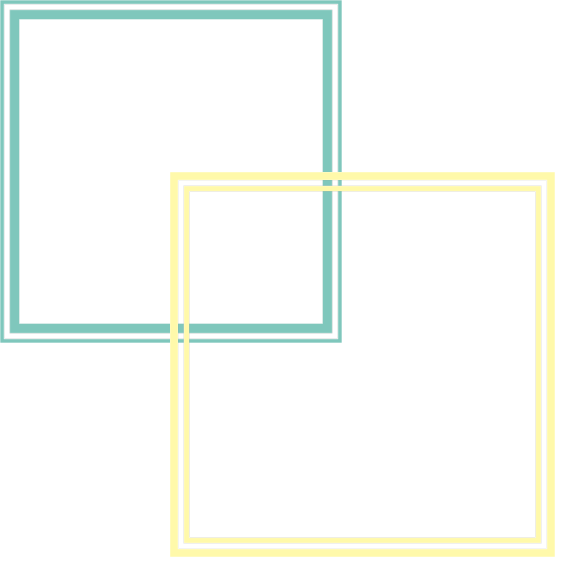
Once the cultural or natural assets have been identified, take the first photographs in manual mode.

Find the best position to take the picture, set the camera in manual mode and and get a photographic series that transmits the values of that heritage element.





Do not wait for the first photo in manual mode to be perfect, it is important to try to improve!



OCITY

Creativity + Innovation & Technology

