

# Module II. Technical

## Photo-video concept course

### Topic 3. Edition

#### Activity T3.L3.1. The human tripod




Co-funded by the  
Erasmus+ Programme  
of the European Union




# Workshop

## Video review



Correction criteria







WE ARE GOING TO LOOK  
FOR MISTAKES THAT WE  
COULD HAVE MADE  
WITHOUT REALIZING.

THIS IS VERY COMPLICATED, BECAUSE MANY  
TIMES OUR MIND DOES NOT REGISTER WHAT  
WE CANNOT SEE.

**Learn to watch,  
observe and correct  
an audiovisual project  
from an external  
perspective**






## WHAT DO WE HAVE TO ANALYZE?

- ✓ Structure
- ✓ Contents
- ✓ Time
- ✓ Mistakes


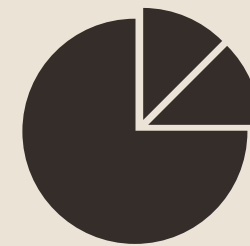

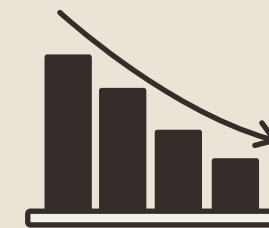



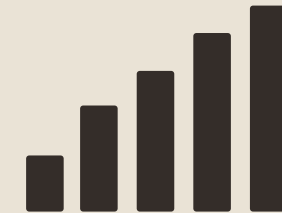

HEY!

THE BEST WAY TO PRACTICE IS TO WATCH MANY VIDEOS WITH THE EYES OF AN EDITOR.



# Activity

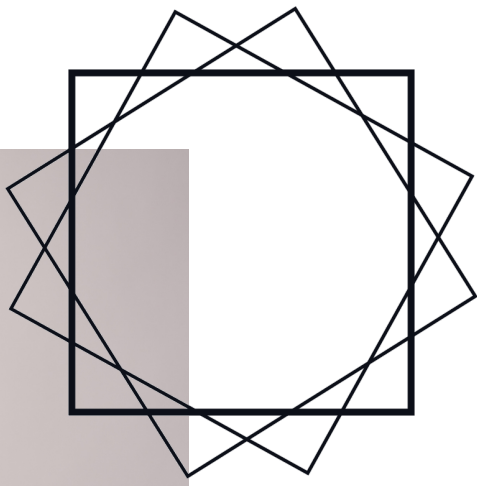
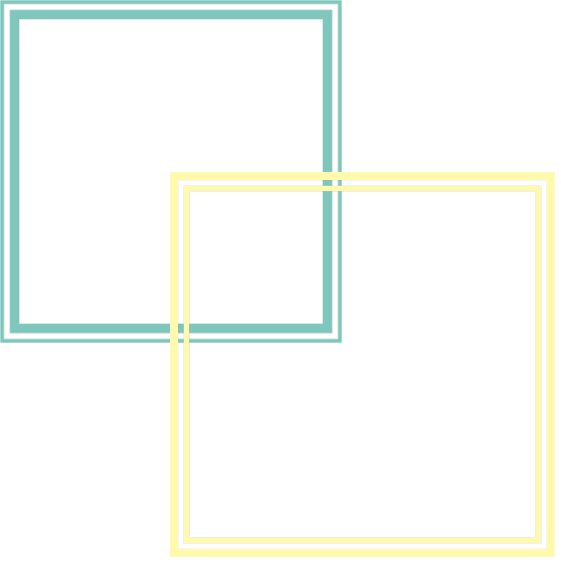
In this activity, students will watch the video they have created imagining that it is not theirs. They have to spot all the possible mistakes and possible changes to be done. In this way, students will use their critical eye.





Learning to look is not only looking  
but knowing how to see.





# OOCITY

Creativity + Innovation & Technology

