

CLASSROOM REVISION



Module II



Course
Photo-video
concept



Topic 3
Edition



Lesson 3

Activity

- **Short Description:** The classroom revision is committed to reversing the traditional order of the class, changing its organization. With this system of blended teaching-learning, the order of activities is altered, and students begin the learning process outside the classroom, then work on the knowledge and put them into practice with the teacher.
- **Methodology:** Learning by discussion or debate
- **Duration:** 4 hours
- **Difficulty (high - medium - low):** Low
- **Individual / Team:** Team
- **Classroom / House:** Classroom
- **What do we need to do this activity?**
 - **Hardware:** Computer
 - **Software:** Web Browser
 - **Other resources:** Good headphones or speakers are recommended

Description

- **Text description:** We will start from looking at an audiovisual project with the students, so that they are the ones who analyze the different parts and can recognize the mistakes and successes in the multimedia components.



Instructions

1. Create work teams of 4 students
2. Show an audiovisual multimedia content of the O-City Project
3. Let the students analyze and deconstruct the video

Expected outcomes


- Learn to work with photo, sound, script and editing.
- Innovate in the realization of finished work.

This activity can be used in other (module, course, topic, lesson):




- **Module II, Course Video, Topic Edition, Lesson 2**

DIGICOMP (Competences developed): *Sharing through digital technologies.*

ENTRECOMP (Competences developed): *Valuing ideas; Taking the initiative; Working with others; Learning through experience.*



Example: Rubric to evaluate audiovisual content

  Rubric to evaluate an audiovisual material						
Instructions: In a school from 1 to 5, rate according to the degree of compliance corresponds to full compliance and 1 indicates non-compliance.						
SPECIFIC CRITERIA	1	2	3	4	5	Assessment
1. Synchronization between image and sound			X			3
2. Use the elements that make it attractive, for example, color, music, movement				X		4
3. Contains synthesis elements of the content or message				X		4
4. Present a specific topic in full					X	5
5. The messages are easily understandable				X		4
6. Images are clearly visible			X			3
7. Sound elements are heard properly			X			3
8. Messages are presented objectively				X		4
9. Contains elements that stimulate participation					X	5
10. It is not overloaded with information					X	5
11. Its duration is not excessive				X		4
Total: 44 (35-55 points) Accepted (11-35 points) Rejected Observations: None						 44

