

Module II. Technical

Photo-video concept course

Topic 3. Edition

Activity T3.L2.1. Photo, Music and Audio






Co-funded by the
Erasmus+ Programme
of the European Union



Workshop

Audiovisual Project





Temporary analysis
of the multimedia
project based on the
selected photos,
script and music



FIRST OF ALL WE
MUST SELECT THE
THREE PHOTOS OF THE
HERITAGE ELEMENT.

THEY MUST REPRESENT NATURE, MATERIAL
CULTURE OR INTANGIBLE CULTURE

**Develop a project in
which photography,
music and audio are
combined**





WE HAVE TO INVESTIGATE THE
HERITAGE ELEMENTS OF THE PHOTO,
WRITE THE SCRIPT, READ IT, RECORD
IT AND FIND A MUSIC THAT IS IN
ACCORDANCE WITH THAT TYPOLOGY.

yes


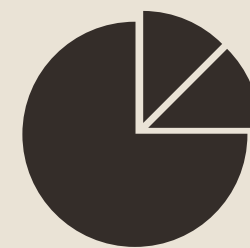

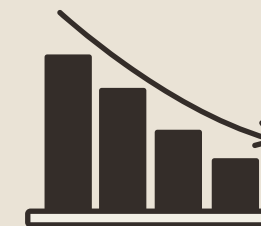


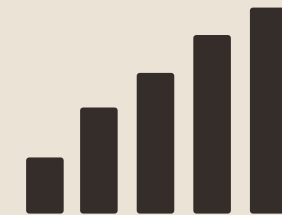



WE HAVE DONE THIS IN THE ACTIVITIES OF
THE PREVIOUS SESSIONS



Activity

In this activity, students will try to put into practice what was done in the previous activities individually. The methodology consists of making three basic audiovisuals of three different heritage typologies to notice the differences in the type of photography (composition and lighting), the chosen music, the recording of sounds and the speech of the written script. They will have to link three photos of different heritage elements (natural, cultural material and cultural immaterial), with a selected music and incorporate an audio that describes them.

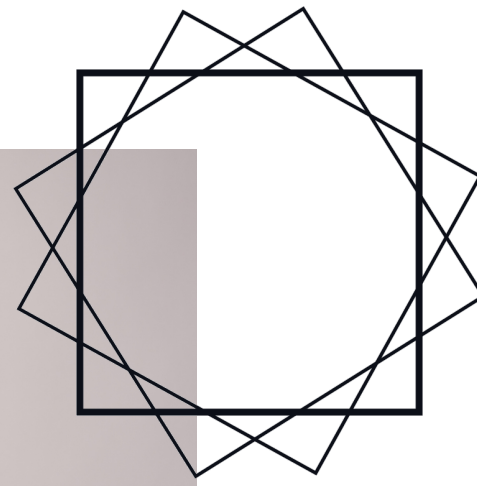
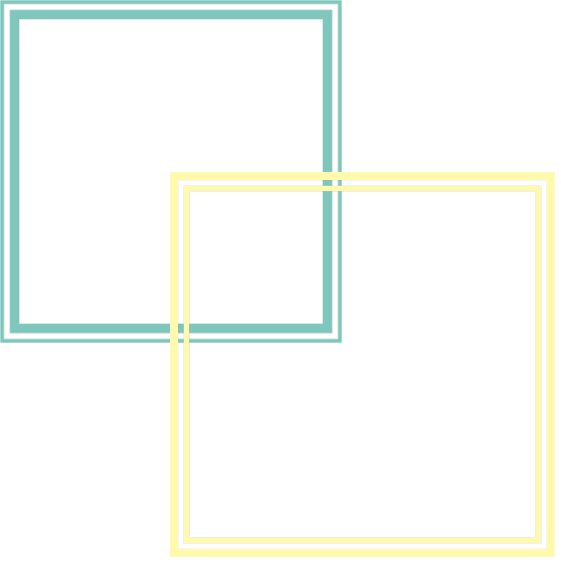


NOTES

Now we will use the
Openshot software to
animate the photos,
music and audio and
export it to a
multimedia video

Download Now





OCITY

Creativity + Innovation & Technology

