


Module II. Technical

Podcast

Topic 4. EDIT, RECORD AND LAUNCH

Objectives



Co-funded by the
Erasmus+ Programme
of the European Union



Introduction

What will we learn?



Introduction

Audio quality is really important, for this reason, we must have to strive to have the best possible sound, because poor audio quality will put listeners in a condition uncomfortable and may decide to turn off.

> A microphone, a good one for podcasting it's not so expensive, but you also could use the microphone of the headphones or that of your computer (but it will also record all the sounds around you)

> A quite room


> To register guests you can also use voice message or recording a zoom call or using the record tools on a mobile. (One Little tips: recording with a sugery-mask helps a lot to register better the "p" and the labial letters in general).

What will we learn?

Understand the
equipment
necessary to
record

Be able to use
Audacity

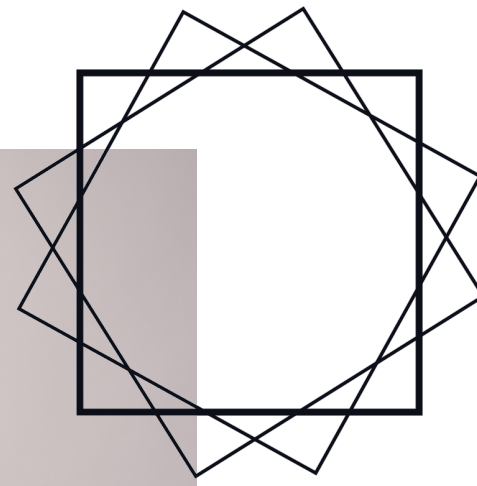
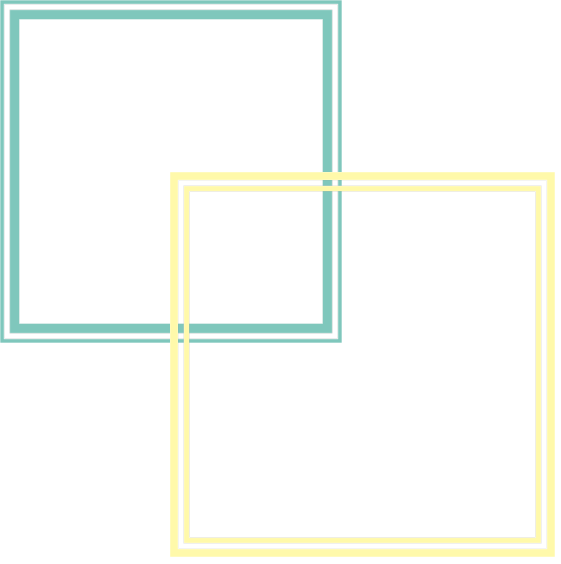
Be able to edit and
launch





When you you have the final file, you can choose many platform where you can upload it and share. You can choose same for reach more audiences:

1. Buzzsprout
2. Captivate
3. Transistor
4. Castos
5. Podbean
6. Simplecast
7. Risonare



OCCITY

Creativity + Innovation & Technology

