

# Module II. Technical

## Animation Course

### Topic 4. Pre-production, production and post-production of an animated short film


#### Activity T4.L3.1. Animatic (visual)



Co-funded by the  
Erasmus+ Programme  
of the European Union







*This topic..*

We consider the montage of the shots and the sound as a living entity that tends to change around the production, in the same way it is intended to assemble an animatic and the scene made in the previous class with important sounds, music and voices. It is proposed to at least fully assemble the scene. It is also proposed to design the titles and credits of the short film to finalize it.



# Once the topic is completed and approved, learners will be able to:



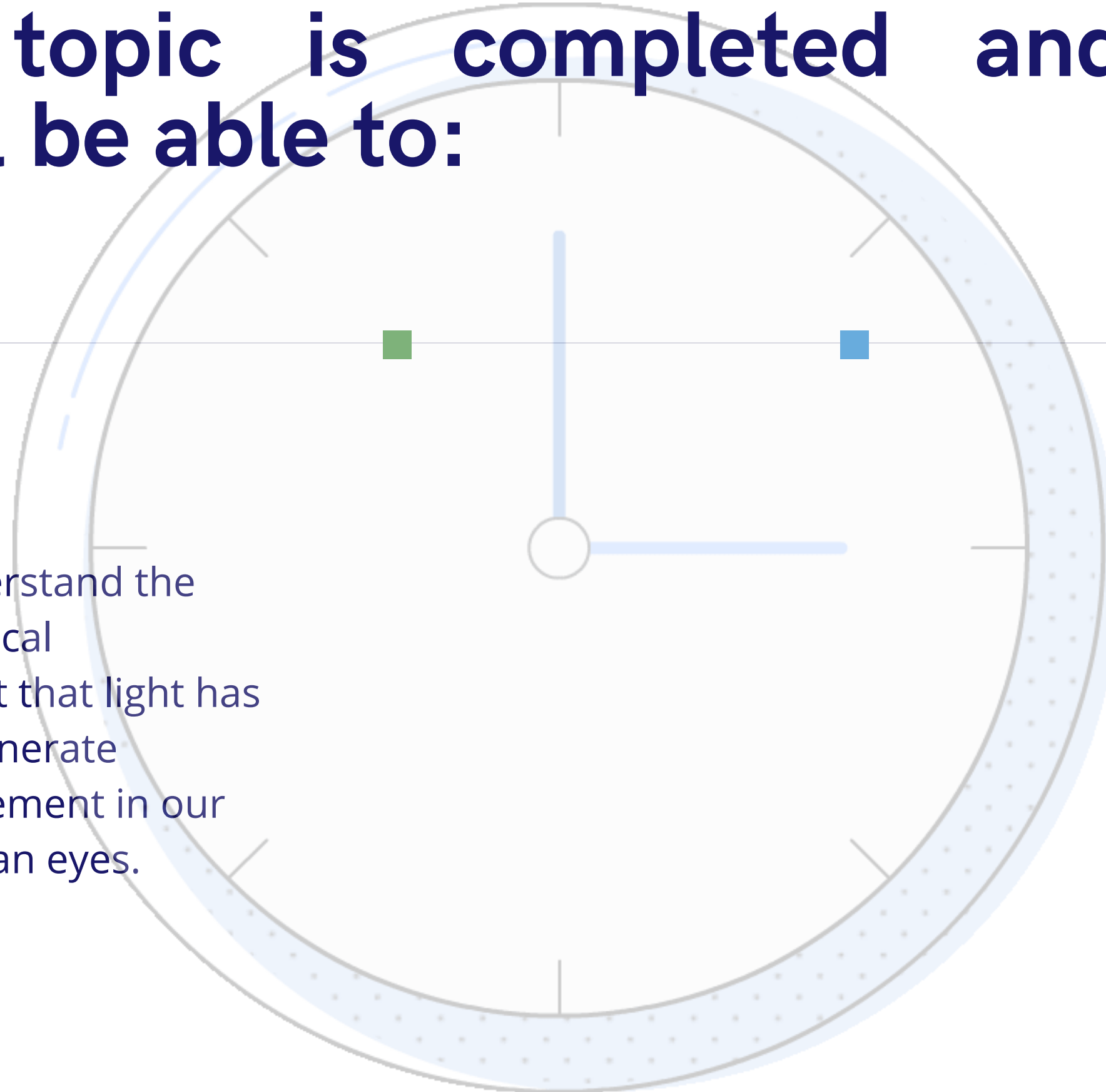
1

Understand the importance of animation for humanity from the creative and physical ambits.

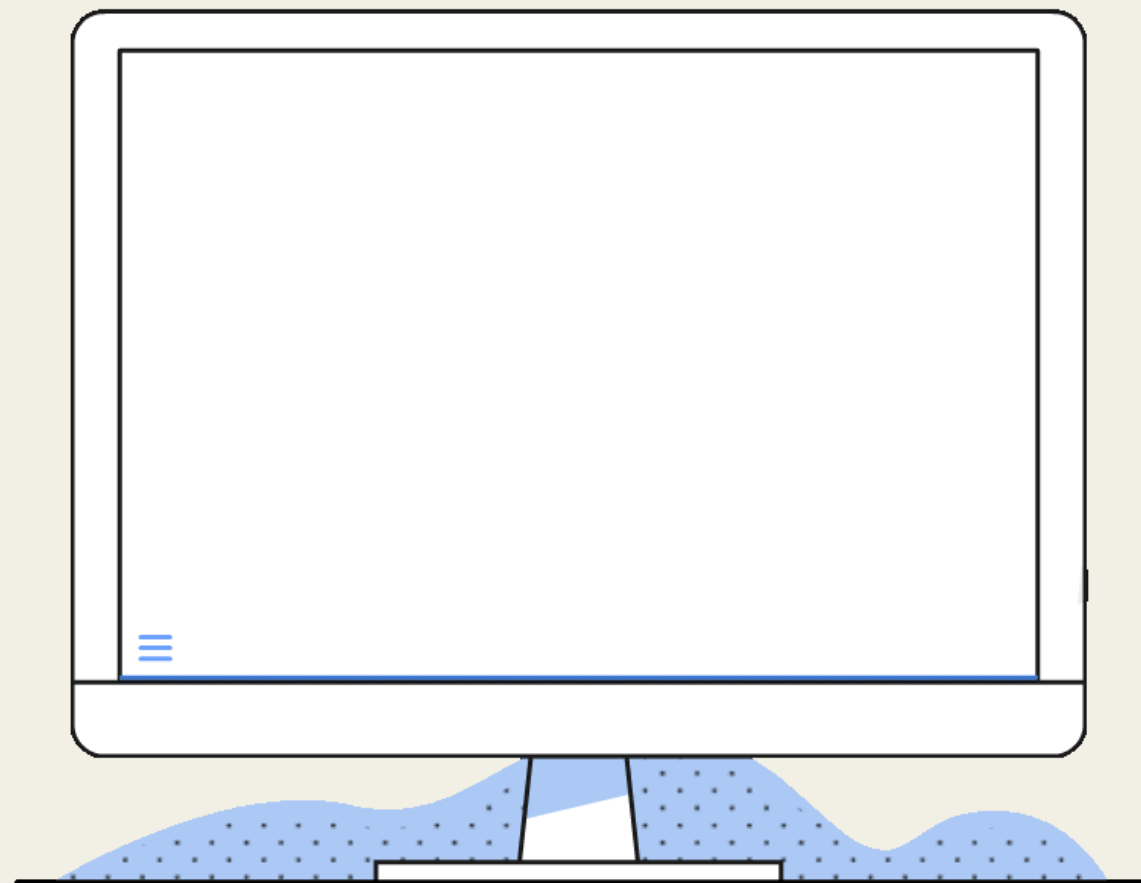


2

Understand the physical effect that light has to generate movement in our human eyes.



# Learning by doing.



PC or smartphone



Illustration and text  
softwares



Pen and paper







ANIMATICS THAT SPEAK FOR  
THEMSELVES WITHOUT HAVING TO  
CONFRONT THEM WITH THEIR  
RESPECTIVE SCRIPT.



**The montage is a living entity within audiovisual creation, in this process we obtain clarity about the content created through the course in order to confront it with our judgment and improve it**








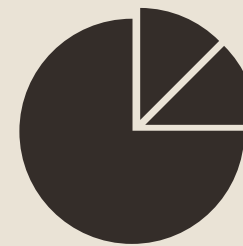

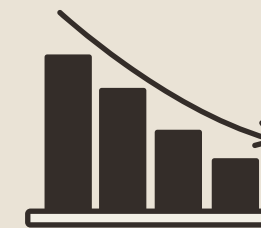



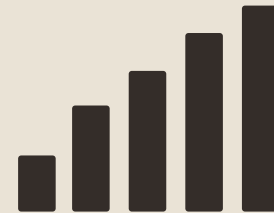
ANIMATICS WITH A COMPLETE  
SEQUENCE THAT SUGGESTS  
AESTHETICS AND FULLY CONVEY THE  
NARRATIVE OF THE SHORT FILM.





# Activity

Make the complete montage of the short film based on the visual and textual script.

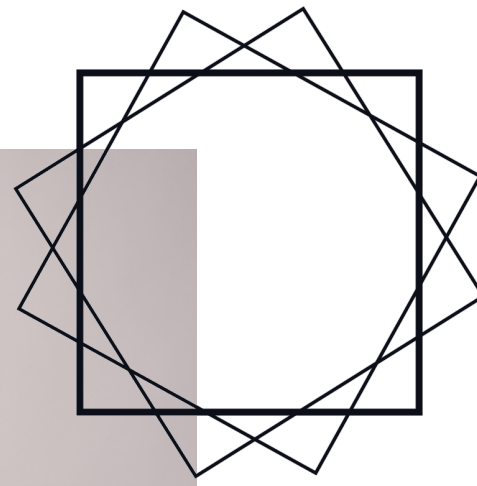






Animatics with a complete sequence that suggests aesthetics and fully convey the narrative of the short film.





**OCITY**

Creativity + Innovation & Technology

