

# Module II. Technical

## COMIC Course

### Topic 2. Stories in images

#### Activity T2.L1.



Co-funded by the  
Erasmus+ Programme  
of the European Union



create  
~ a ~  
story

THE STUDENT HAS TO IMAGINE, CREATE AND WRITE A STORY.


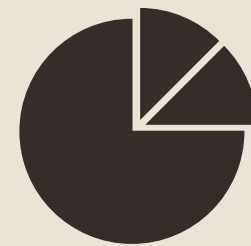

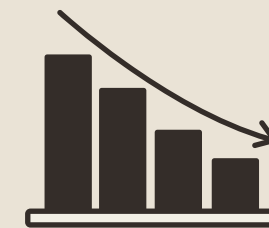



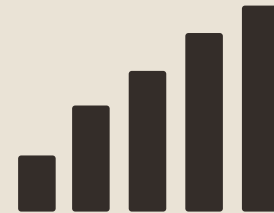
## INSTRUCTIONS

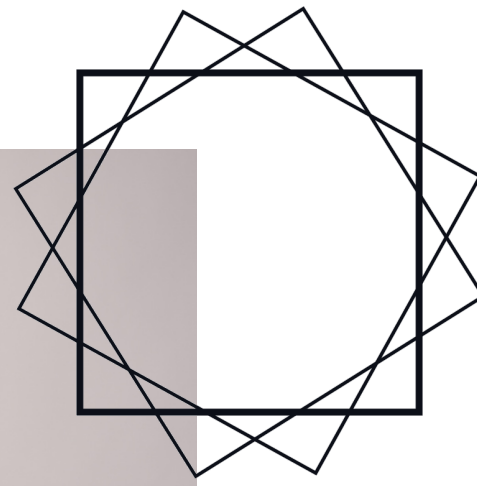
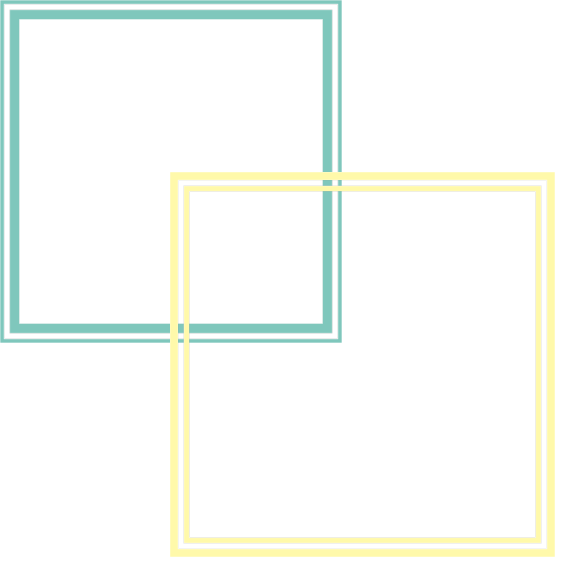
1. CHOOSE THE TOPIC YOU WANT TO TALK ABOUT
2. ANALYSE THE CONFLICT AND FIND OUT WHAT THE TOPIC IS
3. IF YOU DO NOT HAVE ENOUGH INFORMATION ON THE TOPIC, DEEPEN YOUR SEARCH BY FINDING MORE INFORMATION
4. START INVENTING
5. IDENTIFY THE CHARACTERS OF YOUR STORY
6. INCLUDE AT LEAST ONE PROTAGONIST AND ONE ANTAGONIST
7. IF YOU HAVE DIFFICULTY STRUCTURING THE PLOT YOU CAN USE THE 3-ACT STRUCTURE OR "THE HERO'S JOURNEY"
8. DON'T FORGET TO GIVE YOUR CHARACTERS CHARACTER



Expected outcomes

The student will gain confidence  
in creating stories





**OCITY**

Creativity + Innovation & Technology

