

Module II. Technical

COMIC Course

Topic 1. Understanding Comics

Activity T1.L2.



Co-funded by the
Erasmus+ Programme
of the European Union




THE STUDENT HAS TO CREATE HIS STORY THAT FITS ON ONE PAGE
(USE A4 AS MAXIMUM PAGE SIZE). THE STUDENT CAN CHOOSE HOW
MANY PANELS ARE NEEDED. YOU CAN ALSO RESIZE THE PANELS BY
CUTTING OUT "SUPERFLUOUS" PARTS, IF THEIR SQUARE SHAPE
LIMITS YOUR NARRATIVE INTENTIONS.



My Comic Strip Creation

By:


Title:



© The Peanut Gallery, 2012


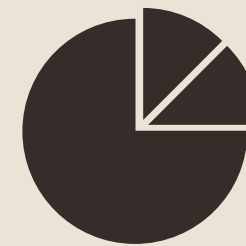

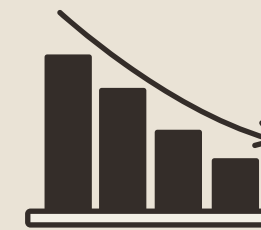


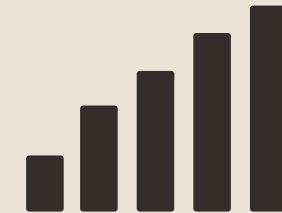

INSTRUCTIONS

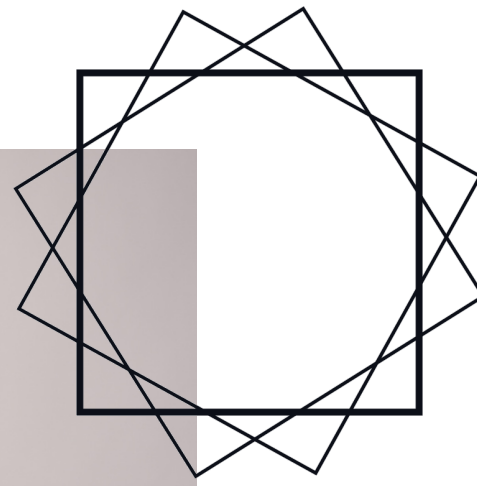
1. IMAGINE THE STORY
2. COMPOSE EVERY SINGLE VIGNETTE BY IMAGINING THE DEVELOPMENT ON AN A4 PAGE



Expected outcomes

The student will create his first story starting with his own character





OCITY

Creativity + Innovation & Technology

